



GEUM rivale




Water Avens, Cure All and Indian Chocolate

Item No.: GA258

Also available as: JET ®

Portion Price (sufficient for 50-100 plants)	1g Price (0.1-9.9g)	10g Price (10-99.9g)	100g Price (100-999.9g)	1000g Price (1000-9999.9g)	10000g Price (10000-99999.9g)
2,00€	2,00€	16,00€	128,00€	-	-

Plant Description

Life Cycle	Perennial
Family	Rosaceae
Origin	Northern Hemisphere
Special Features	Nodding blooms of light-yellow with reddish-brown calyxes. Lovely species for naturalizing in cool, moist conditions. Plant of the Year 2007 in Germany.
Historical	American Indians used this for treatment of stomach problems.
Basic Colour	(yellow / gold)
Flower Colour	light-yellow with reddish-brown calyxes
Natural Flowering Period	April - May
Flowering	First year flowering
Winter Hardiness Zones	Z3 - Z7
Foliage	pinnatifid, basal leaves with 7-15 serrate leaves
Growth Habit	clumping
Height with Flowers	35 cm
Spacing between Plants	35 cm
Soil Requirements	moist / boggy / average / humus rich, fertile
Location	  
Characteristics	groundcover
Usage	honey-bee food plant / water or marshplant

Cultivation

Grams per 1000 seeds	1 Gram
Seeds per Gram	1000 (does not correspond to the number of plants!)



Gram to get 1000 plants	5 Gram (if sown directly into pots etc. you will need a larger quantity)
Sowing Rates/Trays	2 - 3 per cell
Plug tray recommended size(s)	128 / 288
Sowing Direction	(15) Rapidly germinating, keep seed in constant moisture (not wet) with temperatures of about +20°C [68°F]. Seeds must be covered thinly. Do not cover very small seeds, but tightly press into the earth. Keep in cooler conditions after germination occurs.

Scheduling

Best Sowing Date	late autumn - early spring (northern Hemisphere, Field condition)
Sowing to Germination	6 - 8 weeks
Germination to Transplant	4 - 6 weeks
Transplanting to Potting	6 - 8 weeks
Cutting back at Transplanting	Not Necessary.

Growing On

Container Size(s)	1 plug per 8/9 cm (3 1/2") / 1-2 plugs per 11/12 cm (4 1/2")
Vernalization	No vernalization required for flowering in the first year.
Forcing	An obvious place to experiment - following vernalization - would be raising daytime temperatures to 60° - 65°F (15° - 17°C). Provide 16 hours of continuous lighting. During the short days of winter, provide a night interruption lighting of 4 hours between 10:00 p.m. and 2:00 a.m.
Fertilizer	Medium (150-200 ppm)